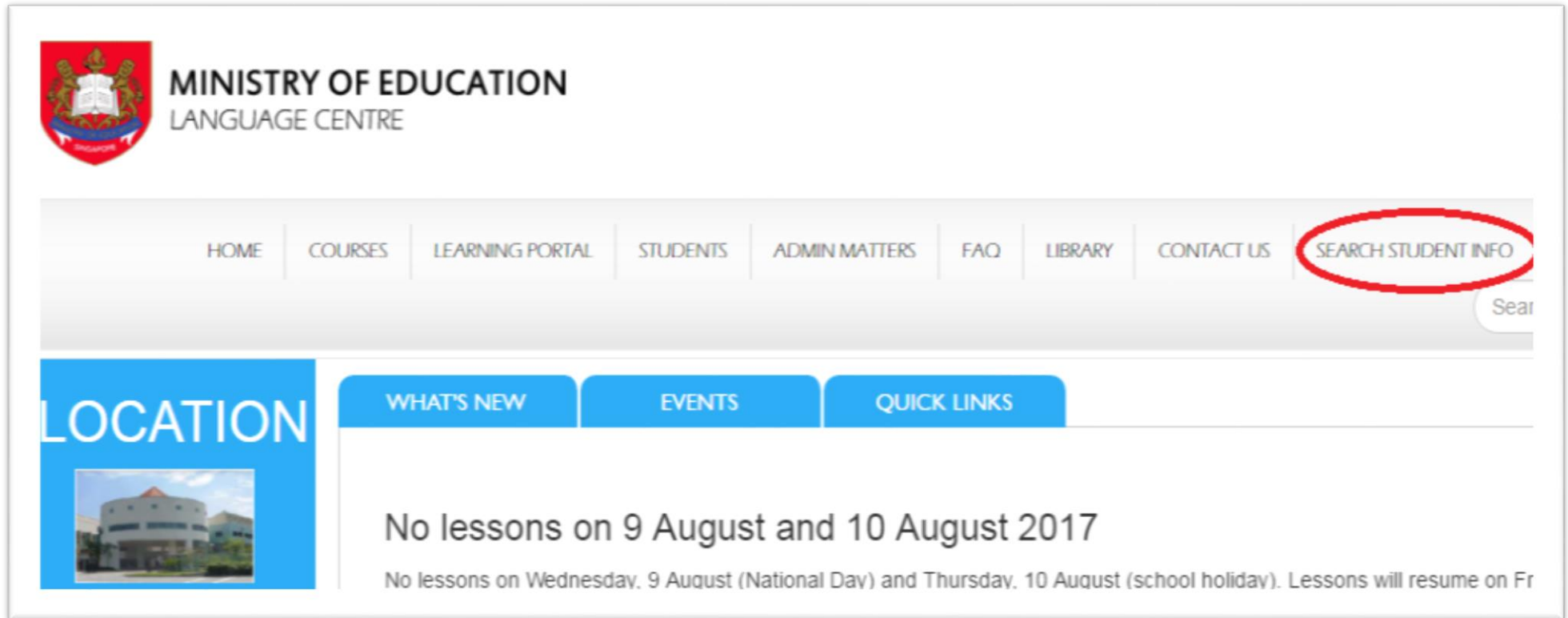


Steps to check exam schedule on MOELC website <http://www.moelc.moe.edu.sg/>

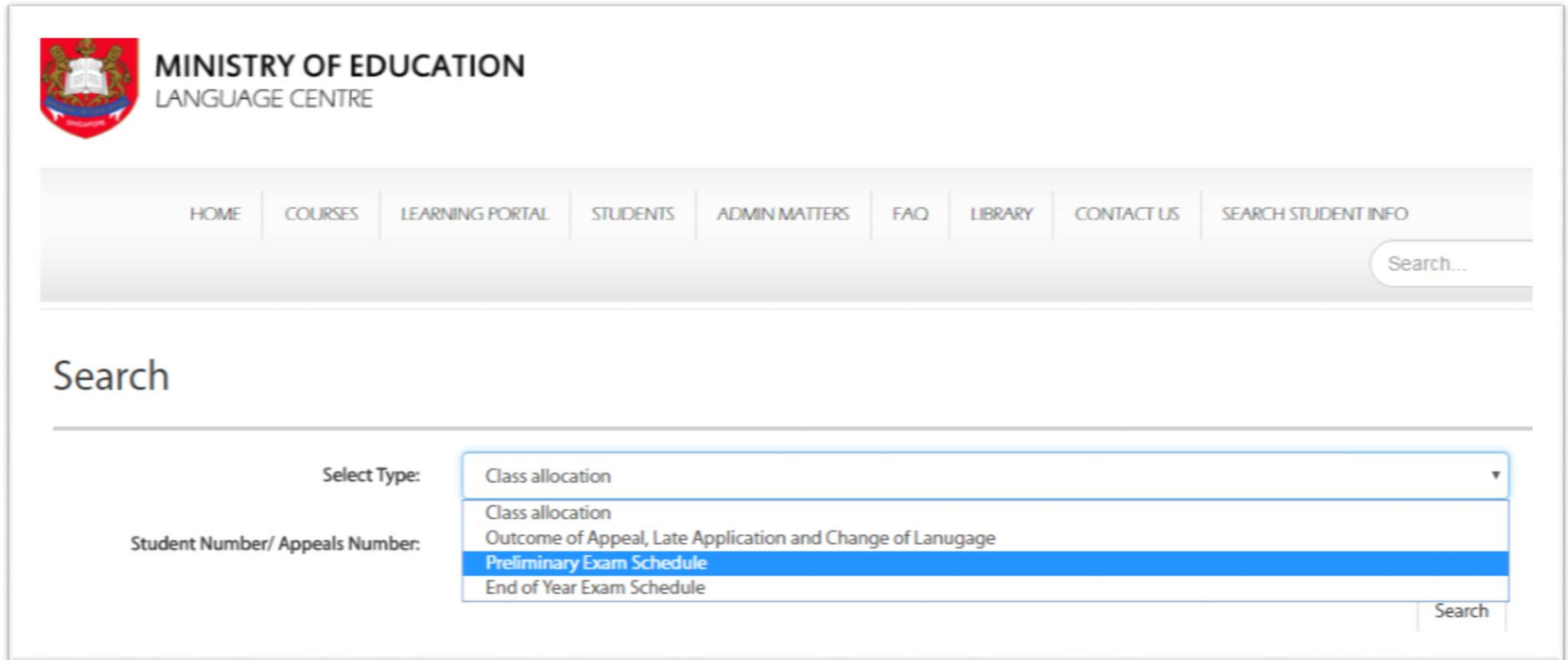
Step 1: Click on “SEARCH STUDENT INFO”



The screenshot shows the homepage of the Ministry of Education Language Centre (MOELC). At the top left is the MOELC logo, which features a red shield with a white book and two figures, with the text "MINISTRY OF EDUCATION LANGUAGE CENTRE" to its right. Below the logo is a horizontal navigation menu with the following items: HOME, COURSES, LEARNING PORTAL, STUDENTS, ADMIN MATTERS, FAQ, LIBRARY, CONTACT US, and SEARCH STUDENT INFO. The "SEARCH STUDENT INFO" link is circled in red. To the right of the navigation menu is a search bar with the text "Search". Below the navigation menu is a blue banner with the word "LOCATION" in white. To the right of the banner are three blue buttons: "WHAT'S NEW", "EVENTS", and "QUICK LINKS". Below the banner and buttons is a white box containing the text: "No lessons on 9 August and 10 August 2017" and "No lessons on Wednesday, 9 August (National Day) and Thursday, 10 August (school holiday). Lessons will resume on Fr".

Step 2:

- From the drop down box for “Select Type”, choose either Preliminary Exam Schedule or End of Year Exam schedule

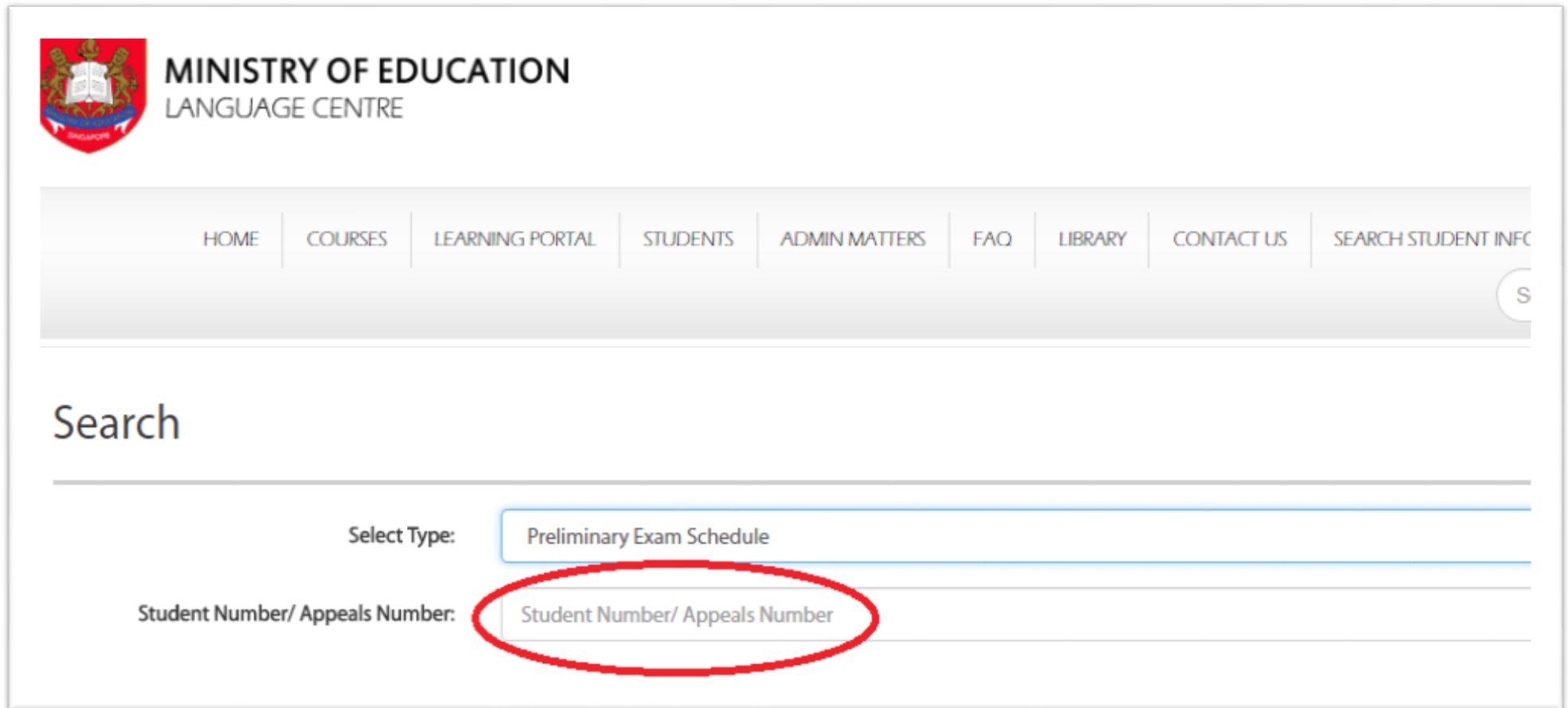



The screenshot shows the website header for the Ministry of Education Language Centre. It includes a navigation menu with links for HOME, COURSES, LEARNING PORTAL, STUDENTS, ADMIN MATTERS, FAQ, LIBRARY, CONTACT US, and SEARCH STUDENT INFO. A search bar is located on the right side of the navigation menu.

Below the navigation menu, the word "Search" is displayed in a large font. Underneath, there is a search form with the following elements:

- A label "Select Type:" followed by a dropdown menu. The dropdown menu is open, showing a list of options: "Class allocation", "Class allocation", "Outcome of Appeal, Late Application and Change of Lanugage", "Preliminary Exam Schedule", and "End of Year Exam Schedule". The "Preliminary Exam Schedule" option is highlighted in blue.
- A label "Student Number/ Appeals Number:" followed by a text input field.
- A "Search" button located at the bottom right of the search form.

- Next, key in your MOE LC Student Index Number under “ Student Number”



 **MINISTRY OF EDUCATION**
LANGUAGE CENTRE

HOME | COURSES | LEARNING PORTAL | STUDENTS | ADMIN MATTERS | FAQ | LIBRARY | CONTACT US | SEARCH STUDENT INFO

Search

Select Type: Preliminary Exam Schedule

Student Number/ Appeals Number:

- Your exam details will be displayed on screen and you can print a copy of the schedule.

Exam Time-Table for **STUDENT NAME - MOELC STUDENT INDEX NUMBER**

Print This Page

Name	STUDENT NAME				
MOELC Student Index Number	MOELC STUDENT INDEX NUMBER				
MOELC Class	G4.10				
Exam	Preliminary				
Type	Paper Name	Date	Time	Duration	Classroom
WRITTEN	Essay	28 Aug 17	15:00	90	BN-105
WRITTEN	Reading and Writing	30 Aug 17	15:00	90	BN-105
WRITTEN	Listening	30 Aug 17	17:00	40	BN-105
ORAL	Speaking	25 Aug 17	14:30	15	BN-305

The duration given for Speaking / Listening exams are an estimated time.

BN - Bishan Campus NT - Newton Campus